

*For the information and guidance of
Railway Officers and Railway Staff only*

SECTION "S"

BRITISH RAILWAYS

NORTH EASTERN OPERATING AREA
WORKING TIME TABLE




8th JUNE to 20th SEPTEMBER 1953

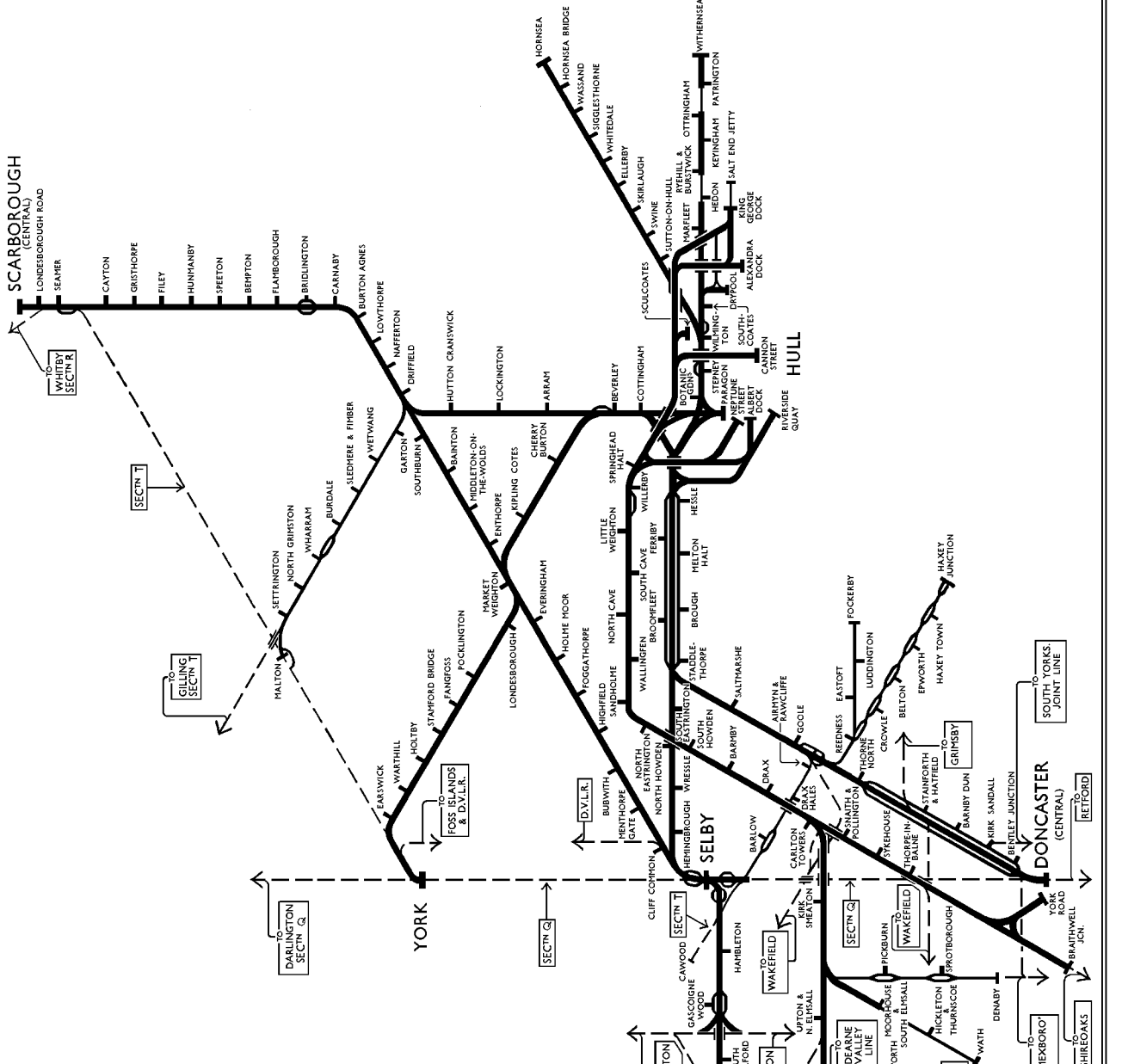
HULL DISTRICT

A. P. HUNTER
DIVISIONAL OPERATING SUPERINTENDENT
YORK

NORTH EASTERN REGION
DIAGRAM OF LINES
INCLUDED IN
WORKING TIME TABLE
SECTION "S"

NOT TO SCALE

 SINGLE LINES WITH STATION AND PASSING LOOP  DOUBLE LINES WITH STATION AND RUNNING INDEPENDENT  QUADRUPLE LINES WITH STATION	LINES NOT INCLUDED IN SECTION "S" SHOWN
------------------------------------------------------------------------------------------------------------------------------------------------------------------------------------------------------------------------------------------------------------------------------------------------------------------------------------------------------------------------------------------------------	-----------------------------------------



INDEX

SECTION "S"

HULL DISTRICT

	Page		Page
Aire Junction to Braithwell Junction	66	Hull to Doncaster	14-23
Beverley to Hull	48-51	Hull to Leeds	30-37
Braithwell Junction to Aire Junction	66	Hull to Hornsea and Withernsea	38-40
Brough to Hull	4-13	Hornsea to Hull	41-43
Cudworth to Hull	57	Hull to Scarborough	44-47
Cudworth to Stairfoot Sidings	59	Hull to York	52
Denaby to Wrangbrook	67	Leeds to Hull	24-29
Doncaster to Hull	4-13	Market Weighton to Selby	55
Driffield to Malton	56	Malton to Driffield	56
Driffield and Market Weighton to Selby	55	Point-to-Point Running Times for Freight Trains	68-69
Fockerby to Goole	64-65	Scarborough to Hull	48-51
Goole to Selby	61	Selby and Market Weighton to Driffield	54
Goole to Fockerby, Hatfield Moor and Haxey Junction	62-63	Stairfoot to Cudworth	59
Haxey Junction to Goole	64-65	Selby to Goole	60
Hatfield Moor to Goole	64-65	Wath to Wrangbrook	60
Hull to Beverley	44-47	Wrangbrook to Wath	61
Hull to Brough	14-23	Wrangbrook to Denaby	67
Hull to Cudworth	58	Withernsea and Hornsea to Hull	41-43
		York to Hull	53

EXPLANATION OF REFERENCES

B—Extra allowance to recover delays. A figure placed immediately below the letter "B" indicates the number of minutes recovery included in the Section

where the note appears, e.g.

B 4

Bkd—Braked.

b—Stops to drop or take up wagon brakes.

C—Collect Tickets.

D—Stops only to set down.

DD—Stops only to set down and detach.

E—Examine Tickets.

ECS—Empty Coaching Stock Train.

E & V—Engine and Brake Van.

G—Runs via Goods Line.

HC—Horse Boxes, Carriage Trucks and additional non-passenger carrying vehicles are not conveyed by this train.

HX—"HC" to and from intermediate stations.

L—Stops to change engines.

LS—Stops to attach or detach Live Stock.

N—Does not attach or detach.

n—Arrives 2 minutes earlier.

P & P—Push and Pull Unit.

P—Attaches or detaches Pilot or Assisting Engines.

Q—Runs when required.

q—Arrives 3 minutes earlier.

R—Allowance for refreshments or lavatory purposes.

r—Arrives 4 minutes earlier.

T—Through Line.

U—Stops only to take up or attach.

UB—Unbraked.

W—Engine booked to take water.

WQ—Stops only for engine to take water, if required.

x—Freight Trains to be examined.

⊙—Single line section: no token provided.

Ⓢ—Electric Staff Station.

Ⓣ—Electric Tablet Station.

Ⓚ—Electric Key Token Station.

Ⓜ—Staff or Staff and Ticket Station.

*—Stops when required.

†—Empty Train.

§—Light Engine.

— (Underline) Stand for other trains to pass.

* *—Stops for specific purposes—(see note).

▼—Stops for Enginemen and/or Guards to change trains or be relieved.

♠—Train timed to exceed 60 m.p.h.—must not convey 4-wheeled vehicles with a wheelbase of less than 15 ft.

‡—"Halt". No staff on duty.

◇—Electrically operated unit.

Trains which run on certain days of the week only are indicated by the following code:—

M—Monday.

W—Wednesday.

F—Friday.

T—Tuesday.

Th—Thursday.

S—Saturday.

The letter "O" where shown indicates "only". The letter "X" following one or more of the above letters indicates that the train will not run on that day or days.

When the number of a train at the top of the column is underlined, thus 15—it indicates that there is a footnote or sidenote referring to that train. When the sign ‡ adjoins the number of a train at the top of the column, thus 15‡, it indicates that there is a marshalling or working note applicable to that train.

Small type denotes passing time.

DONCASTER TO HULL

WEEKDAYS

DOWN	No.	2614	2614	152	2498	2196	508	5208	2308	2500	536	2434	2364	522	2434	548
	Class	B	B	A	B	H	H	A	B	B	H	B	B	H	B	H
	Description	P & P	P & P		P & P					P & P			P & P	P & P		P & P
Departs from		Selby 8.25 am	Selby 8.29 am	Rotherham (C) 7.47 am		Beverley Sdgs. 9.5 am				Wakefield (K) 9.28 am	Markham C. U	Selby 9.58 am		Mansfield 7.8 am	Selby 10.5 am	Maltby U
Previous Times on Page		60	60									60			60	
DONCASTER		1	SO HX am	SO HX am	SO HC am	am	am	am	am	am	am	am	am	am	am	am
Marshgate.. ..		2	8 24	9 0
Marshgate		3
Barnby Dun		4
Stainforth and Hatfield.....		5	8 34
Stainforth and Hatfield.. ..		6	8 36	8 31	9 11	10 2
Thorne Junction		7
Thorne Junction		8	8 39	8 41	9 14	10 7
Thorne (North)		9	8n43	9 17
Marshland.. .. .		10
Dutch River		11
Potters Grange.. .. .		12	9DD5	DDW	DDW
Potters Grange		13	9 35
Goole		14	8 51	8 55	8 55	9 29	..	10 22	..	10 24	10 31	..
Goole		15	8 59	..	9 15	..	9 33	10 28
Saltmarsh		16
Staddlethorpe		17	9 8	..	9 31	9 54	9 45	10 44
Broomfleet		18
Brough		19	9 15	9 57	10 5	11 0
Melton Halt ¶		20
Melton Sidings		21
Capper Pass Sidings		22
Ferriby		23	9 21	10 11	11 6
Hessle Quarry		24
Hessle		25	9 27	10 17	11 12
Hessle Haven		26	10 5	10 27	11 17
Hessle East		27
Hessle Road		28	9 28
HULL { Paragon		29	9 36	10 13	10 26	11 21
HULL { Mineral		30	DD	..	11 22	..	DD
Arrives at					Bridlington 10.10 am											
Forward Times on Page					45											

No. 152—Runs 20th June to 12th September inclusive

No. 522—Detach at Potters Grange Q, dep. 11.5 am,
Staddlethorpe pass 11.24, Hessle Haven 11.57 am,
Hull Mineral arr. 12.2 pm